

Surgery Preparation Checklist

INTERMOUNTAIN PATIENT TOWER SURGERY, BUILDING 5

ENTER ON 1ST FLOOR OF BUILDING 5 (SOUTH ENTRANCE)

Welcome to Intermountain Patient Tower Surgery at Intermountain Medical Center. Our goal is to provide you with the best care possible during your stay with us. These instructions will help you prepare for your surgery.

Before Surgery

You can expect to receive two phone calls to help you prepare for your surgery:

Preregistration call

A registration clerk will call for your insurance and demographic information. If we have not called within 5 days before your surgery, please call us at 801-442-8600 or 1-888-269-8674.

Prescreening call

A nurse will call to review your information and pre-op instructions. If you have not spoken to a nurse by the day before your surgery, call 801-507-6190 or 1-866-730-1986.

- Medications: Be prepared to provide a list of all medications (prescription and over-the-counter) and supplements along with dosage and schedule. If you take a blood thinner (Aspirin, Coumadin, Plavix, NSAIDS), notify your surgeon immediately for special instructions.
- Special needs/medical problems: Please alert the nurse to any special needs or medical problems such as diabetes, dialysis, transplants, bleeding disorders, sleep apnea, latex allergies, pacemaker, defibrillator, anesthesia complications, chronic infections, etc.
- Diabetic patients: The pre-screening nurse will provide specific instructions about medications and diet before for your surgery.

Call to get your surgery arrival time

On the day prior to surgery call us between 3 and 4 p.m. to find out when you'll need to arrive at the hospital. Call on Friday for a Monday surgery. The number: 801-507-6190 or 1-866-730-1986 (toll free). You must be registered and pre-screened prior to obtaining an admitting time.

Complete an Advance Directive

An Advance Directive gives you the opportunity to communicate information about your healthcare wishes to your family and your healthcare providers in the event you're unable to speak for yourself. Here's how to complete one:

- If you have a Living Will or Medical Power of Attorney, please bring a copy with you.
- If you don't have an Advance Directive, we can provide you with information and a form.

Arrange for a ride home

If you are being discharged on the day of your surgery, you MUST arrange for a responsible person to drive you home. Please also arrange for someone to be with you at home for the first 24 hours.

Day of Surgery

NO FOOD OR DRINK starting at 11:00 p.m. the night before your surgery.

This includes NO water, ice chips, coffee, breath mints, gum, or tobacco. You may take specific medications with a small sip of water as instructed by the doctor's office or the pre-screening nurse.

Shower with antibacterial soap

Before you come in for your surgery, shower thoroughly with an antibacterial soap.

Leave ALL jewelry and medications (except inhalers) at home

You will be required to remove all metal, but plastic spacers may be used for pierced areas.

Bring your Advance Directive

Bring your documentation

Please bring a photo I.D. on the day of your surgery as well as any insurance/Medicare/Medicaid cards or Workers Compensation documents you may have.

Check in on 1ST floor of Building 5

Enter through the "Patient Tower Surgery" entrance on the west side of Building 5 (south entrance) and stay on the first floor. You must check in at a kiosk, so the registrars know you have arrived.

Notes: _____

Driving directions to

INTERMOUNTAIN PATIENT TOWER SURGERY, BUILDING 5

ENTER ON 1ST FLOOR OF BUILDING 5 (SOUTH ENTRANCE)


From the North: From I-15 southbound, exit at 5300 South (Exit #300), turn left (east) onto 5300 South, continue to Woodrow Street (100 West) and turn left. Turn right at Cottonwood Street. Take the first right into the parking lot and follow signs to Building 5, Patient Tower Surgery.

From the South: Take I-15 northbound, exit at 5300 South (Exit #300), turn right (east) onto 5300 South and continue to Woodrow Street (100 West) and turn left. Turn right at Cottonwood Street. Take the first right into the parking lot and follow signs to Building 5, Patient Tower Surgery.

From the East: From I-80 take I-15 southbound, exit at 5300 South (Exit #300), turn left (east) onto 5300 South and continue to Woodrow Street (100 West) and turn left. Turn right at Cottonwood Street. Take the first right into the parking lot and follow signs to Building 5, Patient Tower Surgery.

From the West: From I-80 take I-15 southbound, exit at 5300 South (Exit #300), turn left (east) onto 5300 South and continue to Woodrow Street (100 West) and turn left. Turn right at Cottonwood Street. Take the first right into the parking lot and follow signs to Building 5, Patient Tower Surgery.

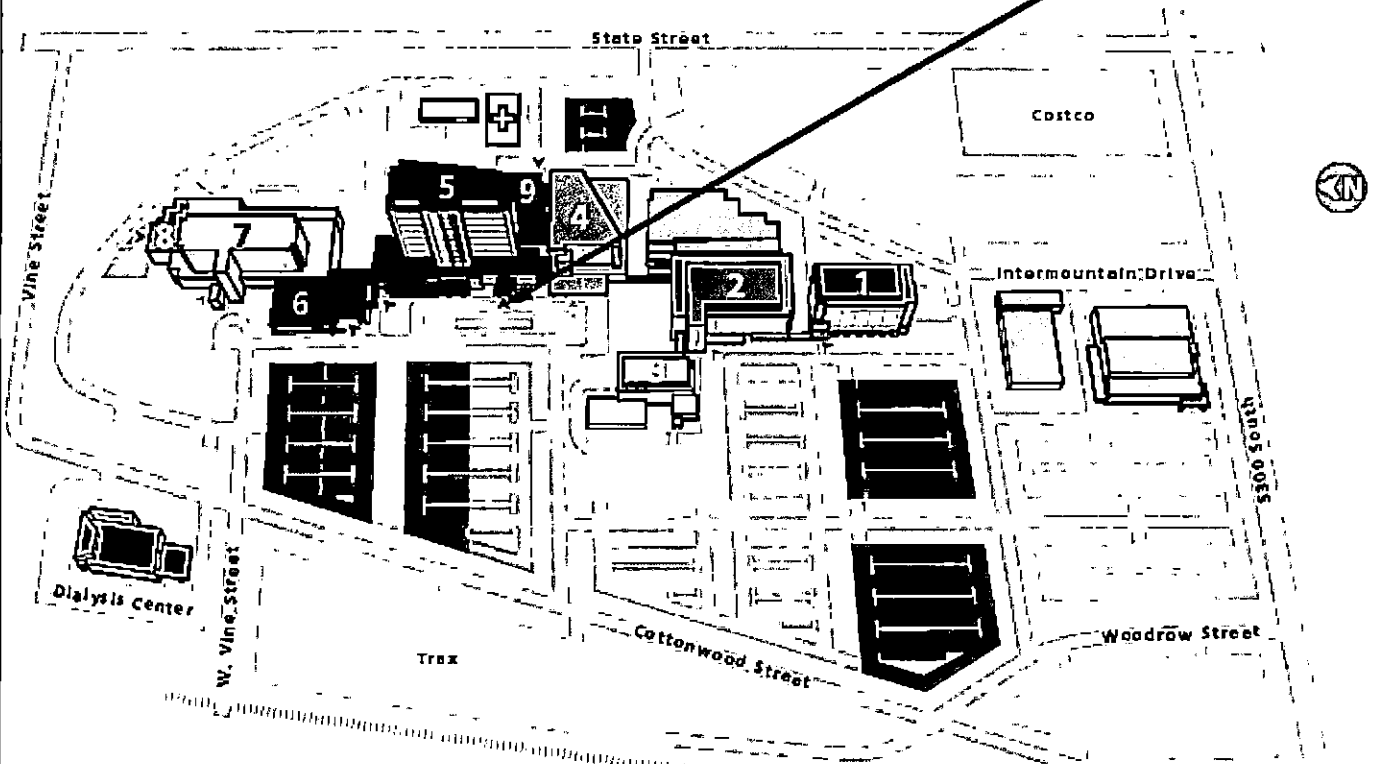
Parking: Look for the P4 and P5 blue banners in the parking lots which indicate parking for Patient Tower Surgery.



**Intermountain
Medical Center**

5121 COTTONWOOD STREET, MURRAY, UTAH
801.307.7000
INTERMOUNTAINMEDICALCENTER.DRG


**Intermountain Patient Tower Surgery
(Building 5, Level 1)**



◀ Building Entrance

<p>1 South Office Building</p> <p>2 Eccles Outpatient Care Center</p> <p>3 Jon & Karen Huntsman Cancer Center</p>	<p>4 J. L. Sorenson Heart & Lung Center</p> <p>5 J. L. Sorenson Patient Tower</p> <p>6 The Doty Family Education Center</p>	<p>7 Gardner Women & Newborn Center</p> <p>8 Hartvigsen Breast Care Center</p> <p>9 Simmons Emergency Center</p>
--	--	---

Commerce Drive



Free Valet Parking is available Monday through Fridays, 8 a.m. to 3 p.m., in front of buildings 2, 4, 5 and 7.